



2024 Q3 Investor Conference

Spokesperson
Skin Huang
November 18th, 2024





Company and Industry



Axiomtek at a Glance

To grow with our customers by providing best in class products and services

Established
/Headquarters

May 1990
/Taipei, Taiwan

Founder &
Chairman

YT Yang

CEO &
President

Albert Huang

Revenue
/Capital

\$215.1M
/\$32M

Facility Space
/Employees

21,245m² (HQ)
/800+

IPC Industry

Upper

- Components
- Semiconductor, Connector, PCB, Power Supply, Case, Storage....

Middle

- IPC manufacturer
- Board, Embedded System, Peripheral device



Lower

- Application
- System integration, Agent/VAR, Vertical Markets (Medical, Gaming, Transportation, Network Appliances....)

Axiomtek Global Operation

Founded in 1990, Axiomtek is a leading design and manufacturing company in the embedded, edge computing, and internet of things field. Since our inception, Axiomtek has successfully gained worldwide recognition for its innovative designs and outstanding customer satisfaction.

15 Sales offices
60+ Distributors
200+ Engineers
800+ Employees
\$215.1M Revenue



Edge AI Ready Solution

NVIDIA® Jetson SoM

Intel® CPU + IGPU/ASIC/GPU



Light Edge AI

Design-in Service

- Thermal & ID Design
- Fanless & Waterproof Design
- Certification and Compliance

Intel® CPU + GPU / GPU Plus

Intel® CPU + FPGA



Advanced Edge AI

BIOS / BSP / Toolkit

- Custom BIOS & BSP Porting & OTA
- DigiHub for AI Package
- 3rd Party Device BSP Porting

Intel® CPU + multiple GPU

Intel® CPU + multiple FPGA



High Perf. AI Computing

Strong Ecosystem Partnership

AI Accelerator | ISV | Camera &
Sensor | Wireless Connectivity

Finance



Retail



Smart City



Medical



AI Leads the Control of Vision & Motion to Drive Industrial Development

Improve Execution Efficiency through Platform Intelligence

Defense



Manufacturing



Transportation




Gaming



Domain- Focused Solutions

Value UP
Your Business



AUTOMATION

Edge AI, Machine Vision, HMI,
AMR, GPU Workstation

RETAIL

Smart Store, Digital Signage,
Interactive & Self-Service Kiosk

TRANSPORTATION

Surveillance & Security, PIDS,
Driver Console & Mgmt. Gateway

MEDICAL

Medical Equipment & Device,
Medical Imaging, AI Diagnosis

NETWORK

Ind. Cybersecurity, IIoT Gateway,
UTM, IPS/IDS, SD-WAN

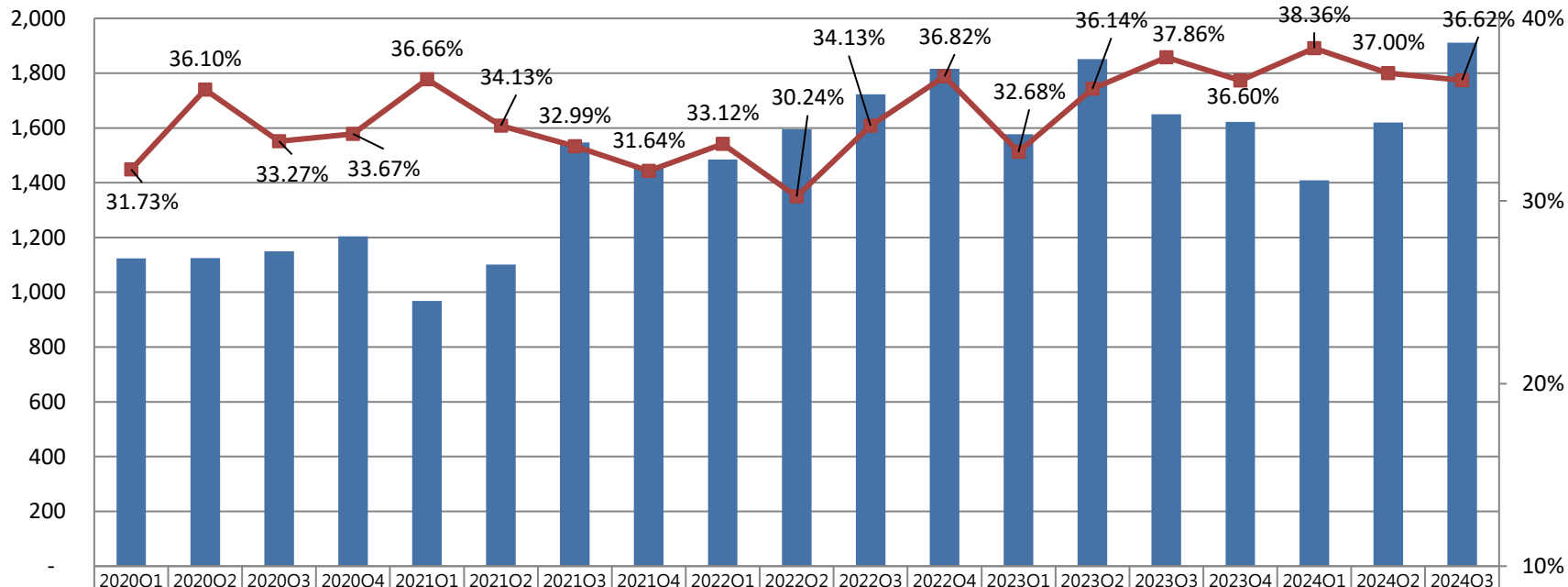
GAMING

Slot Machine, Electronic Table
Game, PTS, Video Mixer



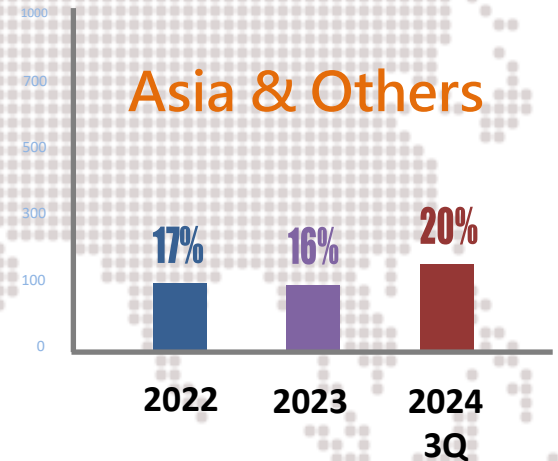
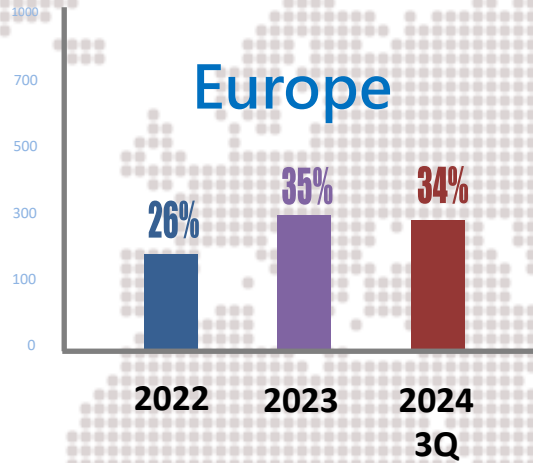
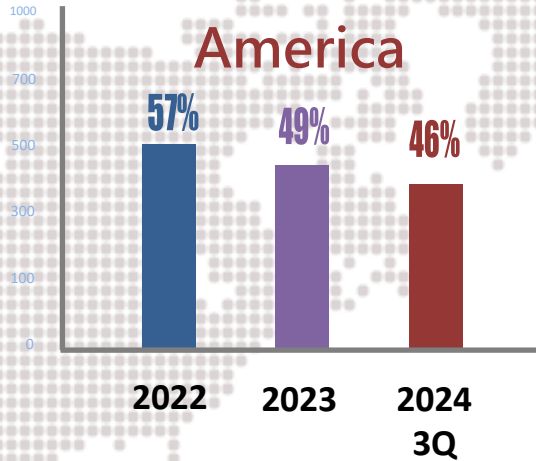
Financial Result

Quarterly Consolidated Revenue and Gross Margin

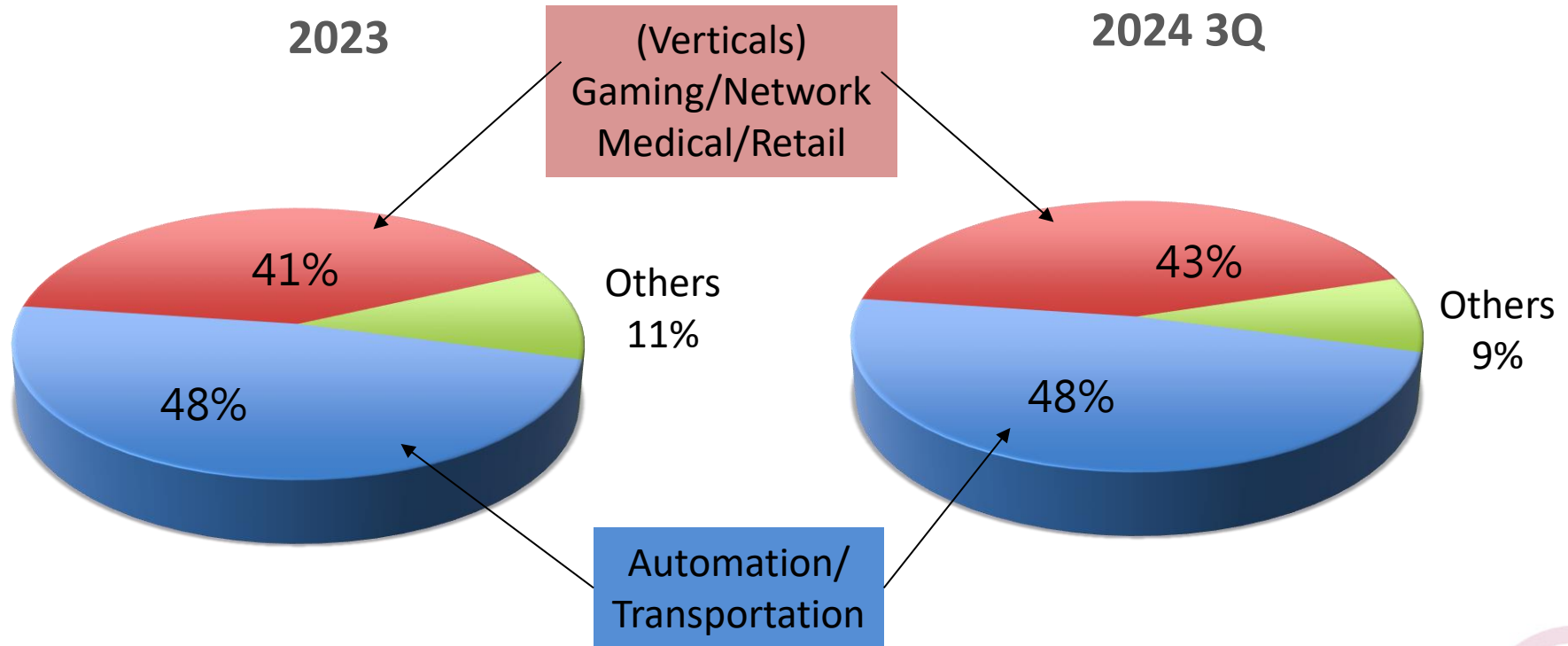


Revenue (Million)	1,124	1,125	1,149	1,204	969	1,101	1,547	1,452	1,485	1,596	1,723	1,815	1,578	1,851	1,650	1,622	1,409	1,620	1,912
Gross Margin %	31.73%	36.10%	33.27%	33.67%	36.66%	34.13%	32.99%	31.64%	33.12%	30.24%	34.13%	36.82%	32.68%	36.14%	37.86%	36.60%	38.36%	37.00%	36.62%
Net Profit %	5.99%	9.81%	5.30%	5.64%	12.34%	4.17%	8.78%	6.18%	9.00%	5.03%	11.20%	10.78%	7.85%	11.95%	13.76%	9.59%	10.50%	10.03%	11.91%
Operating Expense %	25.99%	24.55%	24.42%	24.82%	29.59%	27.67%	21.35%	25.21%	22.56%	24.06%	22.04%	22.33%	22.04%	20.63%	22.53%	21.94%	26.65%	24.27%	20.08%
Tax Rate	14.53%	31.12%	28.52%	22.98%	14.80%	35.57%	26.80%	8.54%	24.11%	28.26%	22.93%	23.05%	23.01%	29.20%	26.56%	21.88%	33.85%	30.11%	20.13%
Basic EPS	0.75	1.23	0.67	0.75	1.30	0.50	1.44	0.90	1.35	0.81	1.94	1.95	1.23	2.19	2.24	1.53	1.45	1.63	2.20

Product Revenue Breakdown by Geography



Product Revenue Breakdown by Application





Thank You

The Passion of Doing Great Things

